



Circular for classes Nursery- XII



**“The greatest threat to our planet is the belief that someone else will save it.”
— Robert Swan**


**Dear Parent
Greetings!**





Earth Day is an annual event celebrated worldwide on April 22nd to create awareness about the need to save our planet Earth and thank nature for all its bounties.

At GDGPS, Indirapuram we always believe in promoting environmental awareness and constantly remind the youth to connect with nature and advocate for a sustainable future. In our continuous endeavour to instil an ongoing concern for our Mother Earth and to sensitize our proud Goenkan to become the crusaders for environmental conservation, the school has organised multifarious activities at several levels based on the theme:- **Planet Vs Plastic**. This captivating theme aims to increase public awareness of the harmful effects that plastic pollution has on the environment and its inhabitants. It seeks to spark a global movement to significantly cut back on the use and manufacture of plastic.

The activities will revolve around the objective to reiterate the students to use eco-friendly products and recycle and reuse the waste materials and turn them into beautiful usable products. It is a dedicated effort, offering the young learners, the opportunity to learn more, create, act and share their journey towards a cleaner and greener life.

The following activities will be conducted on Monday, April 22, 2024

CLASS	ACTIVITY	MATERIAL REQUIRED/ REFERENCES DATE : April 22,2024
Nur-2	Nature Collage Earth Day Song https://youtu.be/WoFOml5Ogew	Create a collage celebrating nature, featuring images and materials that showcase Earth's beauty and diversity, such as landscapes, wildlife, and natural phenomena. Cardboard,different kinds of leaves, flowers , colours etc 

<p>III -V</p>	<p>Best Out of Waste</p>	<p>Students repurpose discarded materials into new and creative objects, fostering creativity and environmental awareness by demonstrating the potential for upcycling and reducing waste.</p> <p>Old newspapers, small boxes, Paper glasses, other eco friendly material as per your ideas</p> 
<p>VI -VIII</p>	<p>Poster Making</p>	<p>Create visually engaging posters to convey a message, raise awareness, or promote a cause through images, text, and graphics A 3 Size sheet and art supplies of your choice.</p> 
<p>IX</p>	<p>• Earth Day Recipe (Cooking Without Fire)</p> <p>OR</p> <p>BOOK MARK DESIGNING</p>	<p>Earth Day unique recipes like Earth Day Pudding Cups; Earth shaped Jelly Balls, Green salad, Earth shaped cookies & cupcakes, etc to be prepared in the class.</p> <p>OR</p> <p>Create a bookmark using eco friendly material writing a catchy phrase related to the theme.</p> 
<p>X</p>	<p>Trash to Treasure or Bottle Hanging Garden</p>	<p>Old plastic bottles, small cartons, small can/tins , gift wrap, colours, beads, any other reusable decorative material.</p> 

XI& XII	Nukkad Natak नुक्कड़ नाटक Inter House Activity (ABOUT PLANET VS PLASTIC THEME)	(Students to perform Nukkad Natak in school uniform). Accessories & Use of eco friendly material for Props allowed.
--------------------	---	--

NOTE: Children are required to bring their own material for the above activities.

Plant a  and see it grow!

Warm regards

Jharna Anand
Principal